

UEC Events Check-in System

The UEC has developed a new online system, the UEC Events Check-in System, to facilitate the registration process for the riders participating in the European Championships.

The UEC Events Check-in System is a recommended tool that allows National Federations to prepare the list of starters and reserve riders before the “Confirmation of Starters and Licence Check” meeting. The confirmation and licence check remains mandatory in order to participate in the European Championships.

Process flow

1. UEC Registration System (mandatory) : online, opens 40 days before the event.
2. UEC Events Check-in System (recommended) : online, opens 2 days before the confirmation and licence check.
3. Confirmation and licence check (mandatory) : on site, the day before the event.

1. The UEC Events Check-in System

This system will be open 2 days prior to the “Confirmation of Starters and Licence Check.” This procedure must be completed by the team manager. As a first step, the team manager must fill out a form with the following information:

- Name
- Phone Number
- UCI ID
- Hotel
- Email Address

Once the form is submitted, the system will send a confirmation email to the provided email address. Confirming and validating this email is crucial because, during the Starter Confirmation, the team manager will receive an email from the system listing the riders they have confirmed.

After entering and validating their email, the team manager will access the system and see a list of races with an “Open” status. They can perform the following tasks:

- View the list of riders registered in the system.
- Change the status of riders to: Starter, Reserve, or Not Starting.

The team manager can modify the status of riders as many times as needed until the licence check is completed. They may access the system multiple times before the confirmation deadline.

Restrictions for the team manager in the check-in system

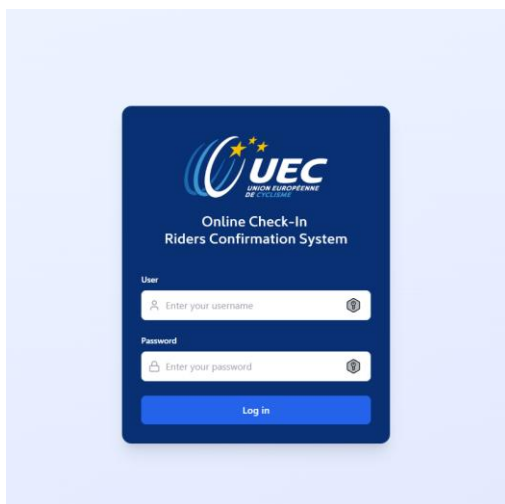
- Adding riders to a race: This must be done in the licence check system. The check-in system does not support rider additions.
- Changing a rider from one race to another: This also must be handled in the licence check system.
- Adding new riders to the list: New riders cannot be added in the check-in system, such tasks are reserved for the licence check system.

The team manager can only modify the status of riders already registered in the system and cannot perform actions related to rider addition or race changes within the check-in system.

2. Steps to use the UEC Events Check-in System

2.1 Access the System

Visit: <https://uec.timing-technology.com>

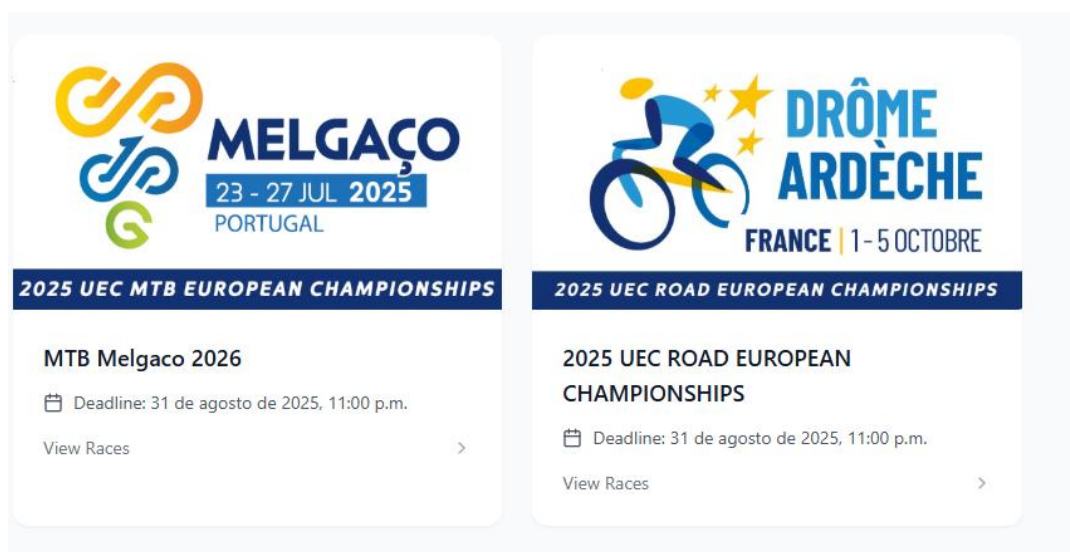


2.2 Log In

Use your national federation username and password (the same credentials used for the UEC Registration System).

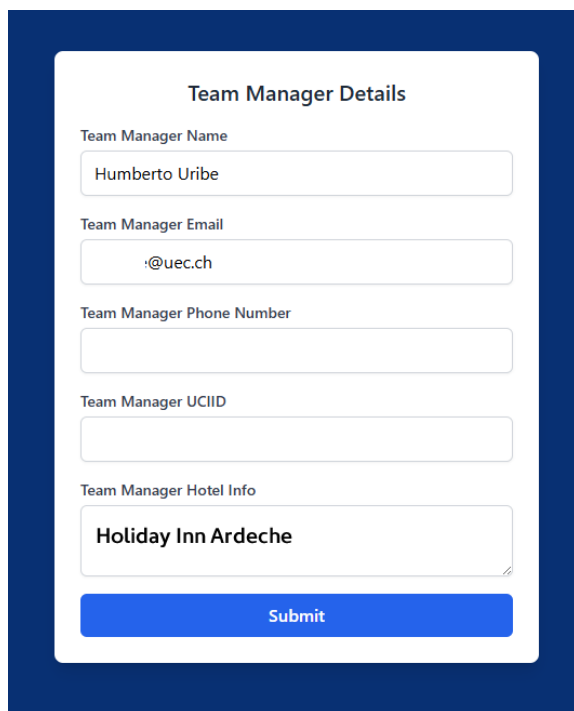
2.3 View Available Races

Once logged in, you will see a list of races currently open for check-in.



2.4 Enter a Race

Upon selecting a race for the first time, you will be prompted to complete the **Team Manager Contact Details Form**.

A screenshot of the "Team Manager Details" form. The form is white with a blue border. It contains five input fields: "Team Manager Name" (filled with "Humberto Uribe"), "Team Manager Email" (filled with "@uec.ch"), "Team Manager Phone Number" (empty), "Team Manager UCIID" (empty), and "Team Manager Hotel Info" (filled with "Holiday Inn Ardeche"). A blue "Submit" button is at the bottom.

Team Manager Details

Team Manager Name
Humberto Uribe

Team Manager Email
@uec.ch

Team Manager Phone Number

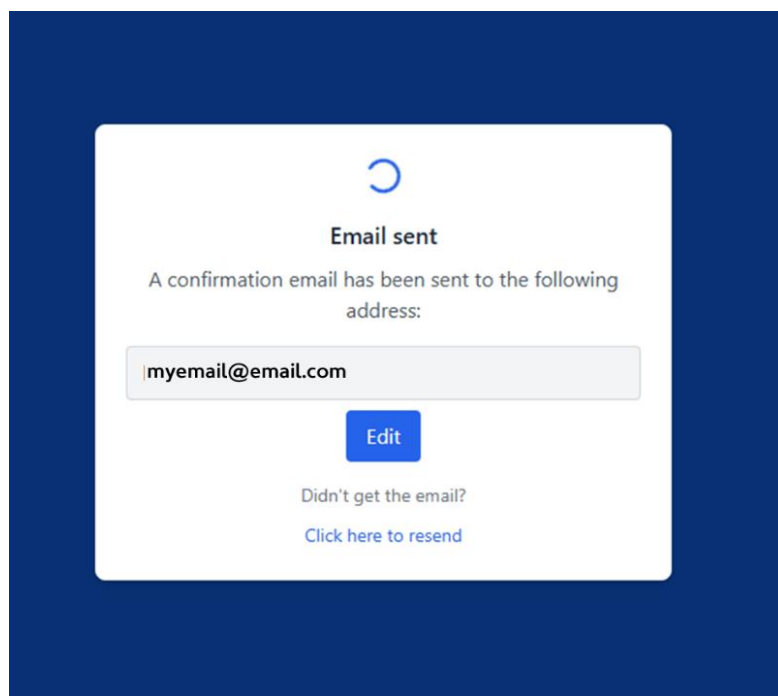
Team Manager UCIID

Team Manager Hotel Info
Holiday Inn Ardeche

Submit

2.5 Submit Contact Information

In this form, the team manager must enter the full contact details, including a valid email address. After clicking **Submit**, the system will automatically send a verification email to the provided address.

A screenshot of the "Email sent" confirmation screen. It features a blue circular refresh icon at the top. The text "Email sent" is centered. Below it, a message states: "A confirmation email has been sent to the following address:". The email address "myemail@email.com" is displayed in a light gray box. Below the box is a blue "Edit" button. At the bottom, there is a link that says "Click here to resend" preceded by the text "Didn't get the email?".

Email sent

A confirmation email has been sent to the following address:


myemail@email.com

Edit

Didn't get the email?
[Click here to resend](#)

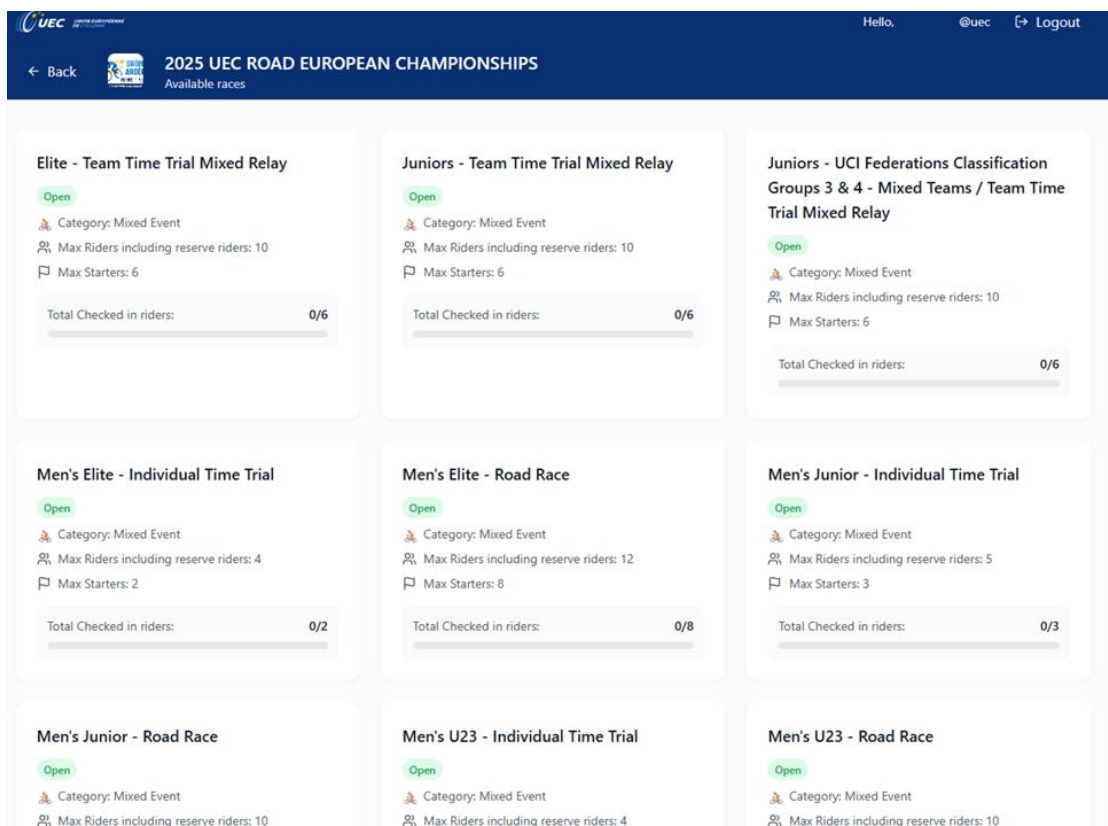
2.6 Verify Your Email

- The email will contain a link to confirm and validate your address.
- If the email is incorrect or not received, you may update the email address and resend the verification.
- Be sure to check your spam folder if the email does not appear in your inbox.




2.7 Access Race List

Once your email is verified, click **Verify My Email** in the message. The system will then display the list of races for the event.




2.8 Check In Riders


- Each race screen will show the total number of riders currently checked in.
- You may enter any race and update each rider's status to one of the following:
 - **Starter**
 - **Reserve**
 - **Not Starting**


Hello, [Logout](#)


[← Back](#)




Men's Elite - Road Race
2025 UEC ROAD EUROPEAN CHAMPIONSHIPS



Total Riders
12



Max Starters
8



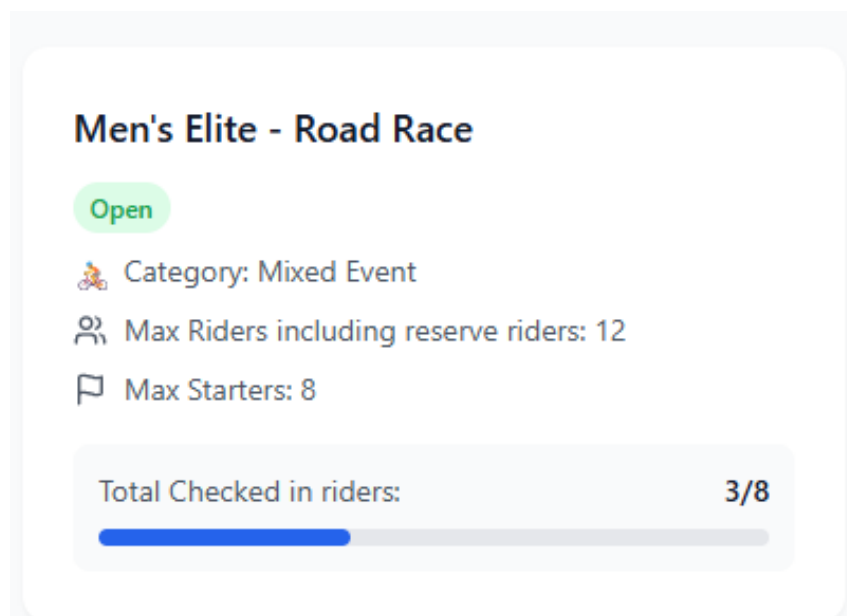
Status
Open

Riders

| UCI ID | NAME | STARTER |
|-------------|--------------------|----------------|
| 10016561419 | BRUN Nils | Not Starting ▼ |
| 10046239476 | CHRISTEN Jan | Not Starting ▼ |
| 10125144633 | DARBELLAY Valentin | Not Starting ▼ |
| 10011144068 | HIRSCHI Marc | Not Starting ▼ |
| 10010948351 | SCHMID Mauro | Not Starting ▼ |
| 10007224056 | STÜSSI Colin Chris | Not Starting ▼ |
| 10046240284 | TENDON Arnaud | Not Starting ▼ |

2.9 Review Race Details

- The race screen will display the number of registered riders, the maximum number of starters allowed, and the current race status.
- You can still modify each rider's status accordingly. Enter the race and do as many changes you want.



2.10 End of check-in

- After updating rider statuses, return to the main screen to view the total number of starters.
- Once the team manager has confirmed all starters during the “Riders confirmation and licence Check”, the system will mark the event as closed.
- You can then review the final confirmation, including all rider statuses and changes made.